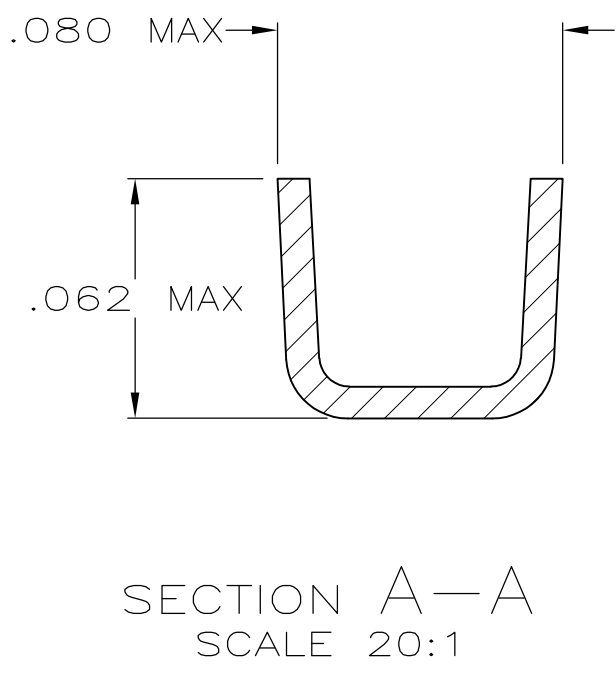
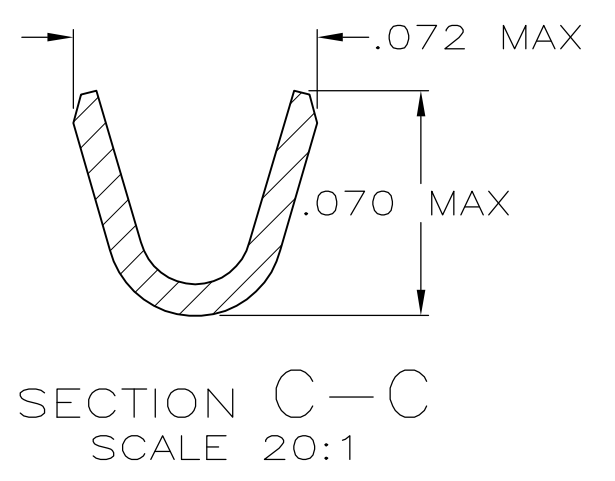
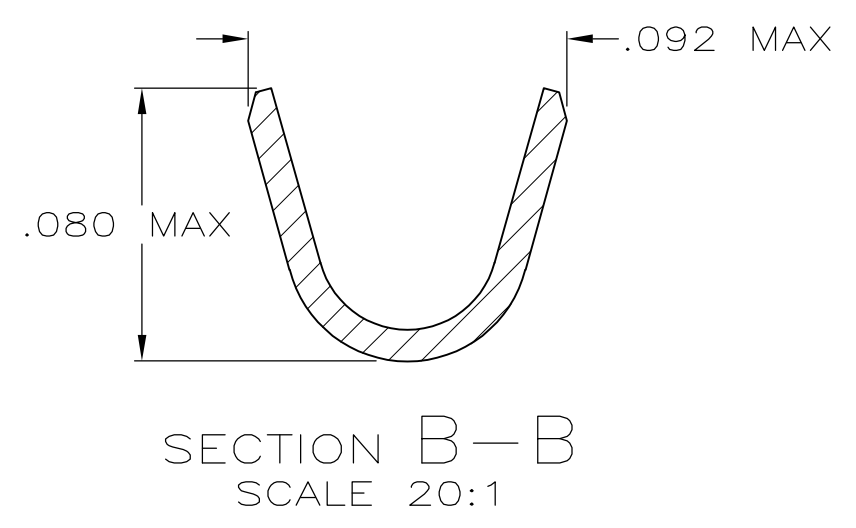
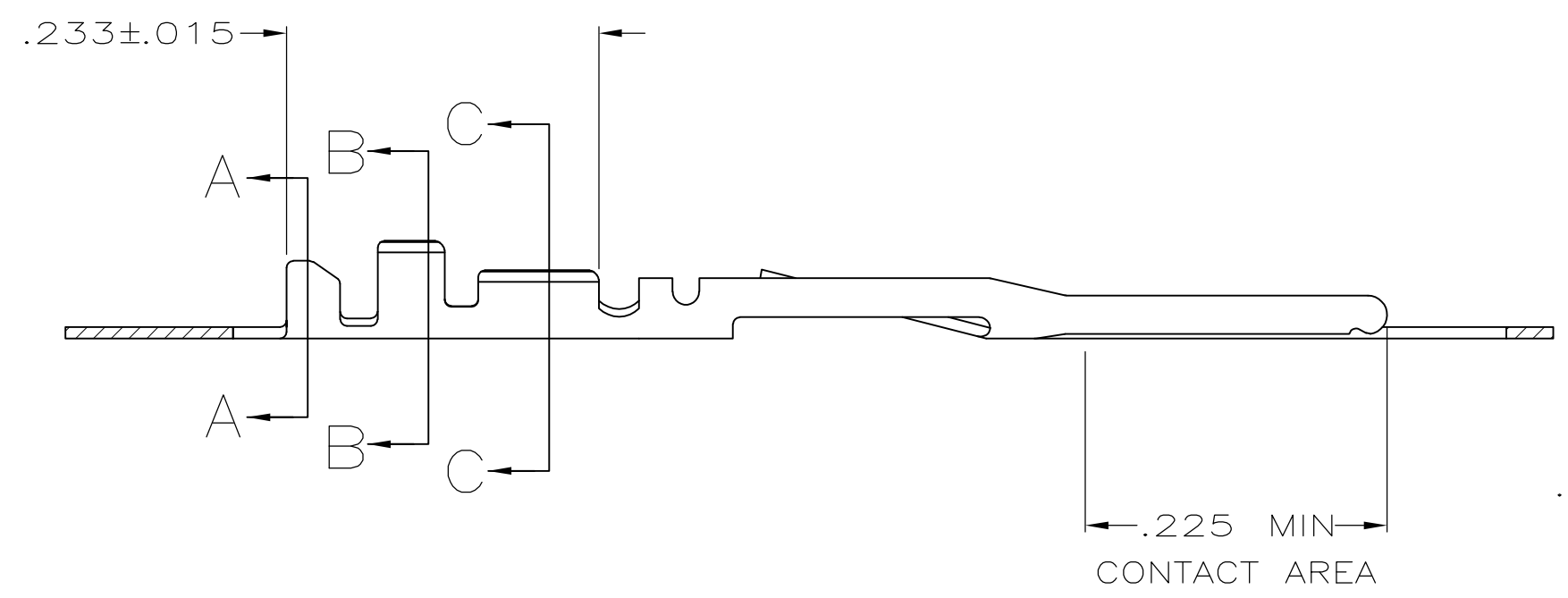
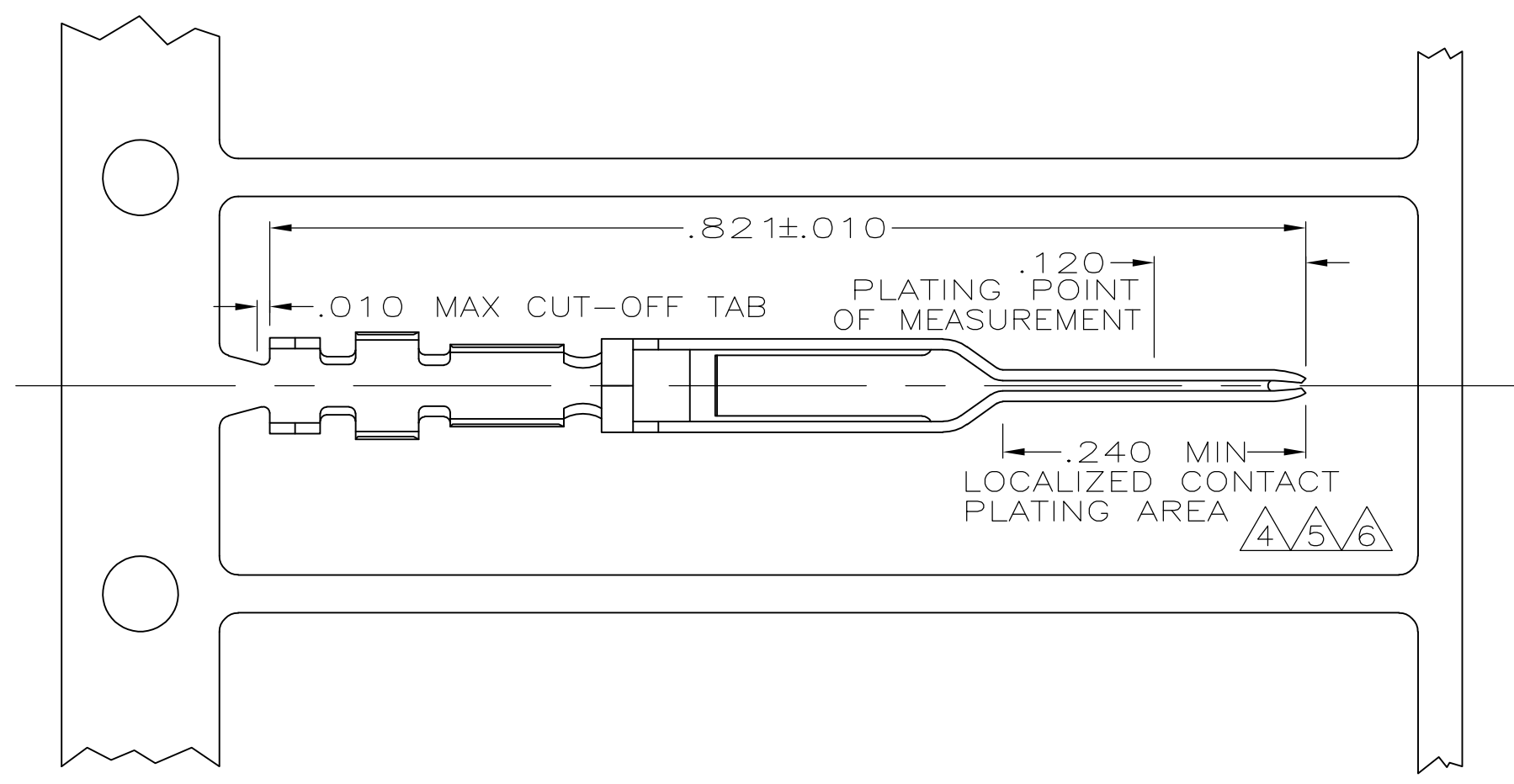


THIS DRAWING IS UNPUBLISHED. RELEASED FOR PUBLICATION
 © COPYRIGHT - By - ALL RIGHTS RESERVED.

LOC		DIST		REVISIONS			
P	LTR	DESCRIPTION		DATE	DWN	APVD	
GP	00	AA1	REVISED PER ECO-11-004835		11MAR11	RK	HMR



- 1 FOR STD APPLICATOR.
- 2 FOR MINI APPLICATOR.
- 3 FINISH: .000100 MIN THK BRIGHT TIN LEAD OVER .000050 MIN THK NICKEL ON ENTIRE CONTACT.
- 4 FINISH: .000015 THK GOLD IN LOCALIZED CONTACT PLATING AREA AND GOLD FLASH IN OTHER AREAS OVER .000050 MIN NICKEL ON ENTIRE CONTACT,
-OR-
GOLD FLASH OVER PALLADIUM-NICKEL, .000015 MIN TOTAL THK IN LOCALIZED CONTACT PLATING AREA AND GOLD FLASH ON REMAINDER OVER .000050 MIN NICKEL ON ENTIRE CONTACT.
- 5 FINISH: .000030 THK GOLD IN LOCALIZED CONTACT PLATING AREA AND GOLD FLASH IN OTHER AREAS OVER .000050 MIN NICKEL ON ENTIRE CONTACT.
-OR-
GOLD FLASH OVER PALLADIUM-NICKEL, .000030 MIN TOTAL THK IN LOCALIZED CONTACT PLATING AREA AND GOLD FLASH ON REMAINDER OVER .000050 MIN NICKEL ON ENTIRE CONTACT.
- 6 FINISH: .000050 THK GOLD IN LOCALIZED CONTACT PLATING AREA AND GOLD FLASH IN OTHER AREAS OVER .000050 MIN NICKEL ON ENTIRE CONTACT.
-OR-
GOLD FLASH OVER PALLADIUM-NICKEL, .000050 MIN TOTAL THK IN LOCALIZED CONTACT PLATING AREA AND GOLD FLASH ON REMAINDER OVER .000050 MIN NICKEL ON ENTIRE CONTACT.
- 7 FINISH: .000030 THK GOLD ON ENTIRE CONTACT (EXCEPT .000003 PERMISSIBLE ON INTERIOR OF CONTACT NOSE) OVER .000050 MIN THK NICKEL ON ENTIRE CONTACT.
- 8. FOR 22-26 AWG WIRE WITH AN INSULATION RANGE OF .040-.056 DIA.
- 9 OBSOLETE PART NO.
- 10 FINISH: .000100 MIN THK TIN OVER .000050 MIN THK NICKEL ON ENTIRE CONTACT.

10	1-86561-0	2	1-86557-9
7	---	9	2 1-86557-7
3	---	9	1 1-86557-5
3	86561-9	2	1-86557-4
---	---	9	1 1-86557-3
6	---	9	1 1-86557-2
4	---	9	1 1-86557-1
5	---	9	1 1-86557-0
---	---	9	2 86557-8
6	86561-7	2	86557-7
4	86561-6	2	86557-6
5	86561-4	2	86557-4
FINISH	LOOSE PIECE PART NO	PART NO	

THIS DRAWING IS A CONTROLLED DOCUMENT.		DWN	J. GALLUCCI	6-27-89	 TE Connectivity
DIMENSIONS: INCHES		CHK	D.L. ROCKER	6-28-89	
TOLERANCES UNLESS OTHERWISE SPECIFIED:		APVD	G.D. MILLER	6-29-89	
0 PLC ± - 1 PLC ± - 2 PLC ± - 3 PLC ± .005 4 PLC ± - ANGLES ± -		PRODUCT SPEC	108-9024		
MATERIAL	PHOS. BRONZE	FINISH	SEE TABLE	APPLICATION SPEC	114-16003
		WEIGHT	-	SIZE	A2
		CUSTOMER DRAWING		CAGE CODE	00779
				DRAWING NO	C=86557
				RESTRICTED TO	-
				SCALE	8:1
				SHEET	1 of 1
				REV	AA1